

## Survey Response Counts

### Section: Purpose and Direction

Question / Institution			Strongly Agree	Agree	Neutral	Disagree	Strongly Disagree	Total
			%	%	%	%	%	%
1. In my school, programs and services are available to help me succeed.	Manvel Elementary School	Average Score	22.73%	63.64%	13.64%	0%	0%	100%
		4.09	22.73%	63.64%	13.64%	0%	0%	100%
	Total		22.73%	63.64%	13.64%	0%	0%	100%
2. In my school, the purpose and expectations are clearly explained to me and my family.	Manvel Elementary School	Average Score	27.27%	50%	20.45%	2.27%	0%	100%
		4.02	27.27%	50%	20.45%	2.27%	0%	100%
	Total		27.27%	50%	20.45%	2.27%	0%	100%
3. In my school, a high quality education is offered.	Manvel Elementary School	Average Score	31.82%	47.73%	18.18%	2.27%	0%	100%
		4.09	31.82%	47.73%	18.18%	2.27%	0%	100%
	Total		31.82%	47.73%	18.18%	2.27%	0%	100%
4. In my school, all students are treated with respect.	Manvel Elementary School	Average Score	20.45%	45.45%	20.45%	11.36%	2.27%	100%
		3.7	20.45%	45.45%	20.45%	11.36%	2.27%	100%
	Total		20.45%	45.45%	20.45%	11.36%	2.27%	100%
5. In my school, teachers work together to improve student learning.	Manvel Elementary School	Average Score	40.91%	50%	6.82%	2.27%	0%	100%
		4.3	40.91%	50%	6.82%	2.27%	0%	100%
	Total		40.91%	50%	6.82%	2.27%	0%	100%
Total			28.64%	51.36%	15.91%	3.64%	0.45%	100%

### Section: Governance and Leadership

Question / Institution			Strongly Agree	Agree	Neutral	Disagree	Strongly Disagree	Total
			%	%	%	%	%	%
6. In my school, rules are applied equally to all students.	Manvel Elementary School	Average Score	40.91%	25%	18.18%	9.09%	6.82%	100%
		3.84	40.91%	25%	18.18%	9.09%	6.82%	100%
	Total		40.91%	25%	18.18%	9.09%	6.82%	100%
7. In my school, students treat adults with respect.	Manvel Elementary School	Average Score	6.82%	54.55%	29.55%	9.09%	0%	100%
		3.59	6.82%	54.55%	29.55%	9.09%	0%	100%
	Total		6.82%	54.55%	29.55%	9.09%	0%	100%
8. In my school, the principal and teachers have high expectations of me.	Manvel Elementary School	Average Score	52.27%	38.64%	6.82%	2.27%	0%	100%
		4.41	52.27%	38.64%	6.82%	2.27%	0%	100%
	Total		52.27%	38.64%	6.82%	2.27%	0%	100%
Total			33.33%	39.39%	18.18%	6.82%	2.27%	100%

## Section: Teaching and Assessing for Learning

Question / Institution			Strongly Agree	Agree	Neutral	Disagree	Strongly Disagree	Total
			%	%	%	%	%	%
9. My school gives me multiple assessments to check my understanding of what was taught.	Manvel Elementary School	Average Score	32.56%	48.84%	13.95%	4.65%	0%	100%
		4.09	32.56%	48.84%	13.95%	4.65%	0%	100%
	Total		32.56%	48.84%	13.95%	4.65%	0%	100%
10. My school provides me with challenging curriculum and learning experiences.	Manvel Elementary School	Average Score	25.58%	62.79%	6.98%	4.65%	0%	100%
		4.09	25.58%	62.79%	6.98%	4.65%	0%	100%
	Total		25.58%	62.79%	6.98%	4.65%	0%	100%
11. My school prepares me to deal with issues I may face in the future.	Manvel Elementary School	Average Score	34.88%	39.53%	16.28%	9.3%	0%	100%
		4.0	34.88%	39.53%	16.28%	9.3%	0%	100%
	Total		34.88%	39.53%	16.28%	9.3%	0%	100%
12. My school motivates me to learn new things.	Manvel Elementary School	Average Score	34.88%	39.53%	16.28%	6.98%	2.33%	100%
		3.98	34.88%	39.53%	16.28%	6.98%	2.33%	100%
	Total		34.88%	39.53%	16.28%	6.98%	2.33%	100%

Question / Institution			Strongly Agree	Agree	Neutral	Disagree	Strongly Disagree	Total
			%	%	%	%	%	%
13. My school offers opportunities for my family to become involved in school activities and my learning.	Manvel Elementary School	Average Score	23.26%	39.53%	32.56%	4.65%	0%	100%
		3.81	23.26%	39.53%	32.56%	4.65%	0%	100%
	Total		23.26%	39.53%	32.56%	4.65%	0%	100%
14. My school makes sure there is at least one adult who knows me well and shows interest in my education and future.	Manvel Elementary School	Average Score	16.28%	37.21%	34.88%	11.63%	0%	100%
		3.58	16.28%	37.21%	34.88%	11.63%	0%	100%
	Total		16.28%	37.21%	34.88%	11.63%	0%	100%
15. My school provides learning services for me according to my needs.	Manvel Elementary School	Average Score	13.95%	53.49%	30.23%	2.33%	0%	100%
		3.79	13.95%	53.49%	30.23%	2.33%	0%	100%
	Total		13.95%	53.49%	30.23%	2.33%	0%	100%
16. All of my teachers use a variety of teaching methods and learning activities to help me develop the skills I will need to succeed.	Manvel Elementary School	Average Score	32.56%	27.91%	34.88%	2.33%	2.33%	100%
		3.86	32.56%	27.91%	34.88%	2.33%	2.33%	100%
	Total		32.56%	27.91%	34.88%	2.33%	2.33%	100%
17. All of my teachers change their teaching to meet my learning needs.	Manvel Elementary School	Average Score	11.63%	32.56%	30.23%	20.93%	4.65%	100%
		3.26	11.63%	32.56%	30.23%	20.93%	4.65%	100%
	Total		11.63%	32.56%	30.23%	20.93%	4.65%	100%
18. All of my teachers explain their expectations for learning and behavior so I can be successful.	Manvel Elementary School	Average Score	39.53%	37.21%	20.93%	2.33%	0%	100%
		4.14	39.53%	37.21%	20.93%	2.33%	0%	100%
	Total		39.53%	37.21%	20.93%	2.33%	0%	100%
19. All of my teachers use tests, projects, presentations, and portfolios to check my understanding of what was taught.	Manvel Elementary School	Average Score	37.21%	44.19%	9.3%	9.3%	0%	100%
		4.09	37.21%	44.19%	9.3%	9.3%	0%	100%
	Total		37.21%	44.19%	9.3%	9.3%	0%	100%
20. All of my teachers provide me with information about my learning and grades.	Manvel Elementary School	Average Score	23.26%	55.81%	16.28%	4.65%	0%	100%
		3.98	23.26%	55.81%	16.28%	4.65%	0%	100%
	Total		23.26%	55.81%	16.28%	4.65%	0%	100%

Question / Institution			Strongly Agree	Agree	Neutral	Disagree	Strongly Disagree	Total
			%	%	%	%	%	%
21. All of my teachers keep my family informed of my academic progress.	Manvel Elementary School	Average Score	37.21%	39.53%	23.26%	0%	0%	100%
		4.14	37.21%	39.53%	23.26%	0%	0%	100%
	Total		37.21%	39.53%	23.26%	0%	0%	100%
22. All of my teachers fairly grade and evaluate my work.	Manvel Elementary School	Average Score	34.88%	48.84%	13.95%	2.33%	0%	100%
		4.16	34.88%	48.84%	13.95%	2.33%	0%	100%
	Total		34.88%	48.84%	13.95%	2.33%	0%	100%
Total			28.41%	43.36%	21.43%	6.15%	0.66%	100%

## Section: Resources and Support Systems

Question / Institution			Strongly Agree	Agree	Neutral	Disagree	Strongly Disagree	Total
			%	%	%	%	%	%
23. In my school, the building and grounds are safe, clean, and provide a healthy place for learning.	Manvel Elementary School	Average Score	37.21%	58.14%	4.65%	0%	0%	100%
		4.33	37.21%	58.14%	4.65%	0%	0%	100%
	Total		37.21%	58.14%	4.65%	0%	0%	100%
24. In my school, students respect the property of others.	Manvel Elementary School	Average Score	13.95%	41.86%	30.23%	11.63%	2.33%	100%
		3.53	13.95%	41.86%	30.23%	11.63%	2.33%	100%
	Total		13.95%	41.86%	30.23%	11.63%	2.33%	100%
25. In my school, a variety of resources are available to help me succeed (e.g., teaching staff, technology, media center).	Manvel Elementary School	Average Score	23.26%	60.47%	13.95%	2.33%	0%	100%
		4.05	23.26%	60.47%	13.95%	2.33%	0%	100%
	Total		23.26%	60.47%	13.95%	2.33%	0%	100%
26. In my school, computers are up-to-date and used by teachers to help me learn.	Manvel Elementary School	Average Score	37.21%	58.14%	4.65%	0%	0%	100%
		4.33	37.21%	58.14%	4.65%	0%	0%	100%
	Total		37.21%	58.14%	4.65%	0%	0%	100%

Question / Institution			Strongly Agree	Agree	Neutral	Disagree	Strongly Disagree	Total
			%	%	%	%	%	
27. In my school, students help each other even if they are not friends.	Manvel Elementary School	Average Score	16.28%	32.56%	23.26%	18.6%	9.3%	100%
		3.28	16.28%	32.56%	23.26%	18.6%	9.3%	100%
	Total		16.28%	32.56%	23.26%	18.6%	9.3%	100%
28. In my school, I can participate in activities that interest me.	Manvel Elementary School	Average Score	16.28%	41.86%	18.6%	20.93%	2.33%	100%
		3.49	16.28%	41.86%	18.6%	20.93%	2.33%	100%
	Total		16.28%	41.86%	18.6%	20.93%	2.33%	100%
29. In my school, I have access to counseling, career planning, and other programs to help me in school.	Manvel Elementary School	Average Score	20.93%	46.51%	20.93%	9.3%	2.33%	100%
		3.74	20.93%	46.51%	20.93%	9.3%	2.33%	100%
	Total		20.93%	46.51%	20.93%	9.3%	2.33%	100%
Total			23.59%	48.5%	16.61%	8.97%	2.33%	100%

## Section: Using Results for Continuous Improvement

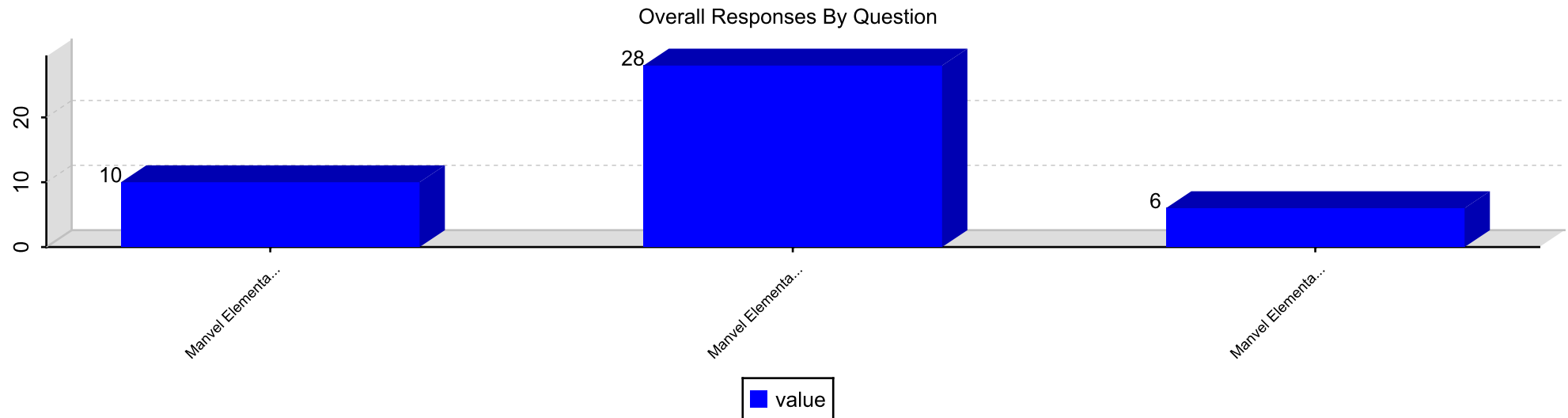
Question / Institution			Strongly Agree	Agree	Neutral	Disagree	Total
			%	%	%	%	%
30. My school shares information about school success with my family and community members.	Manvel Elementary School	Average Score	18.6%	58.14%	20.93%	2.33%	100%
		3.93	18.6%	58.14%	20.93%	2.33%	100%
	Total		18.6%	58.14%	20.93%	2.33%	100%
31. My school considers students' opinions when planning ways to improve the school.	Manvel Elementary School	Average Score	16.28%	48.84%	25.58%	9.3%	100%
		3.72	16.28%	48.84%	25.58%	9.3%	100%
	Total		16.28%	48.84%	25.58%	9.3%	100%
32. My school prepares me for success in the next school year.	Manvel Elementary School	Average Score	39.53%	44.19%	13.95%	2.33%	100%
		4.21	39.53%	44.19%	13.95%	2.33%	100%
	Total		39.53%	44.19%	13.95%	2.33%	100%
Total			24.81%	50.39%	20.16%	4.65%	100%

## Responses By Section and Question

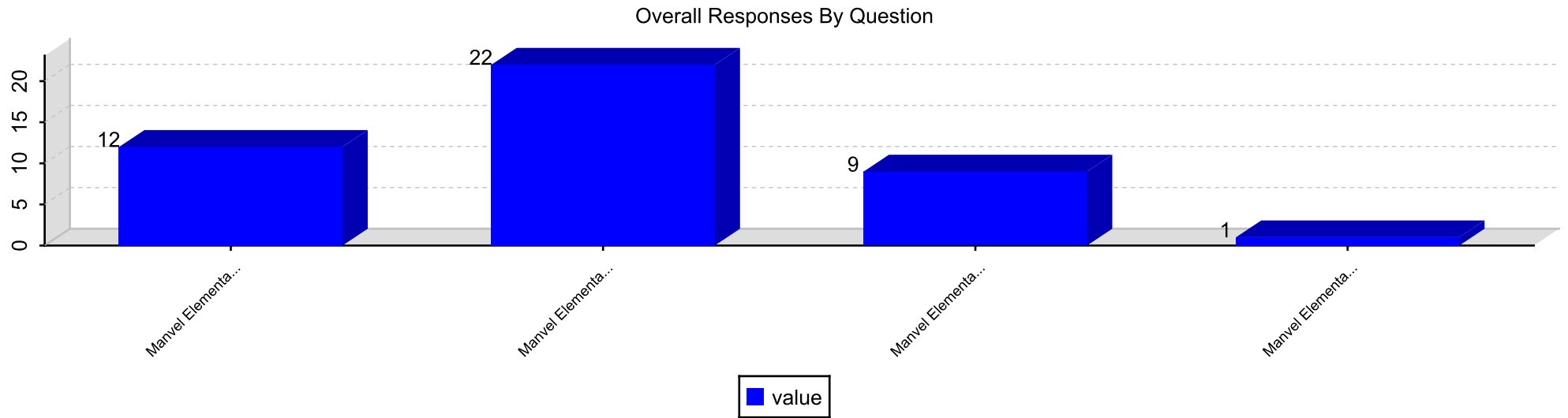
Section: Purpose and Direction

### Responses By Question

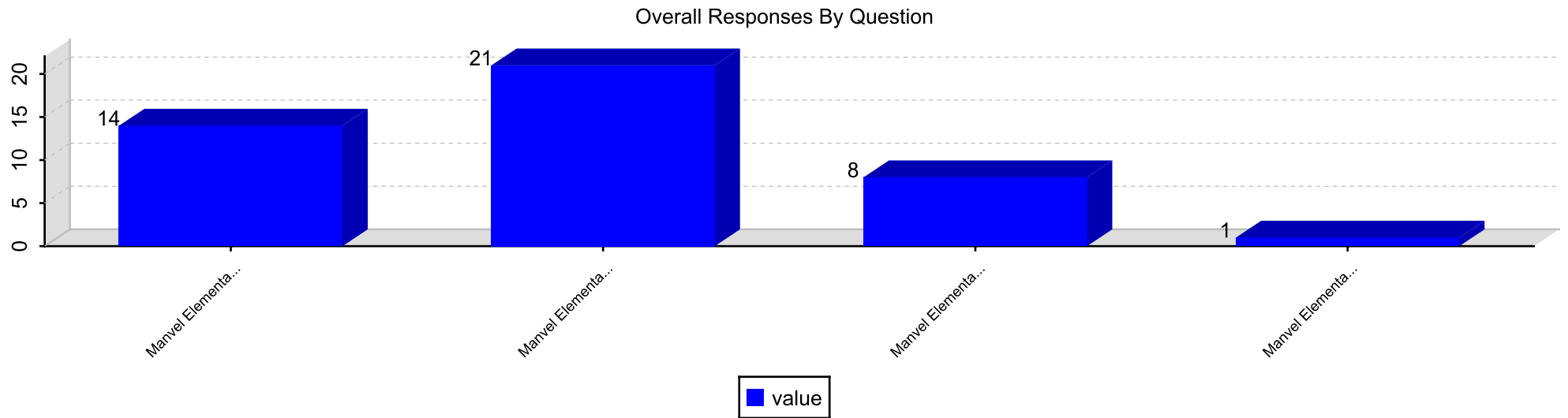
Question 1. In my school, programs and services are available to help me succeed.



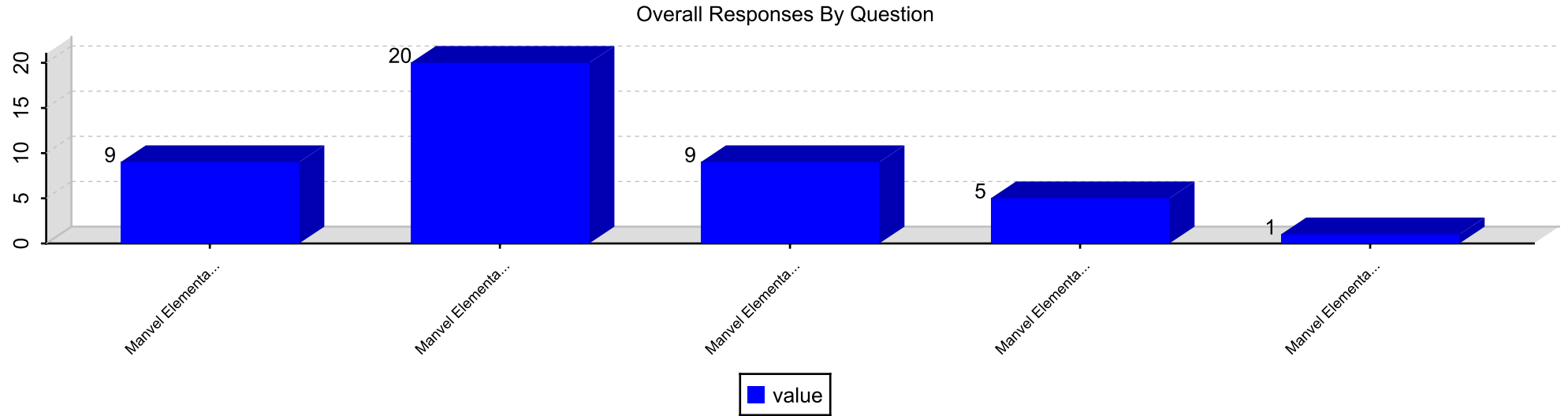
Question 2. In my school, the purpose and expectations are clearly explained to me and my family.



Question 3. In my school, a high quality education is offered.

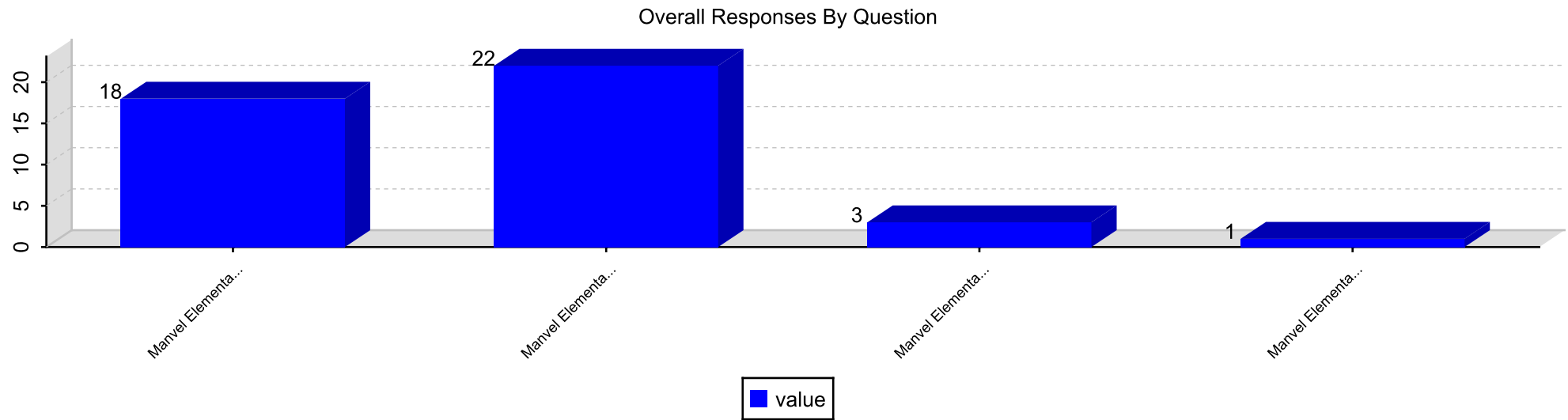


Question 4. In my school, all students are treated with respect.



Question 5. In my school, teachers work together to improve student learning.



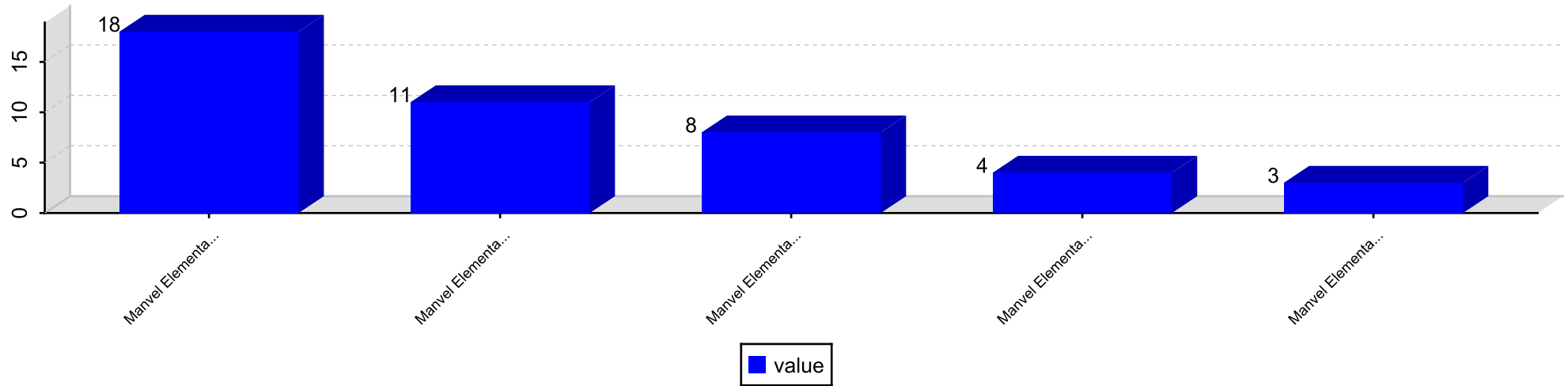


## Section: Governance and Leadership

### Responses By Question

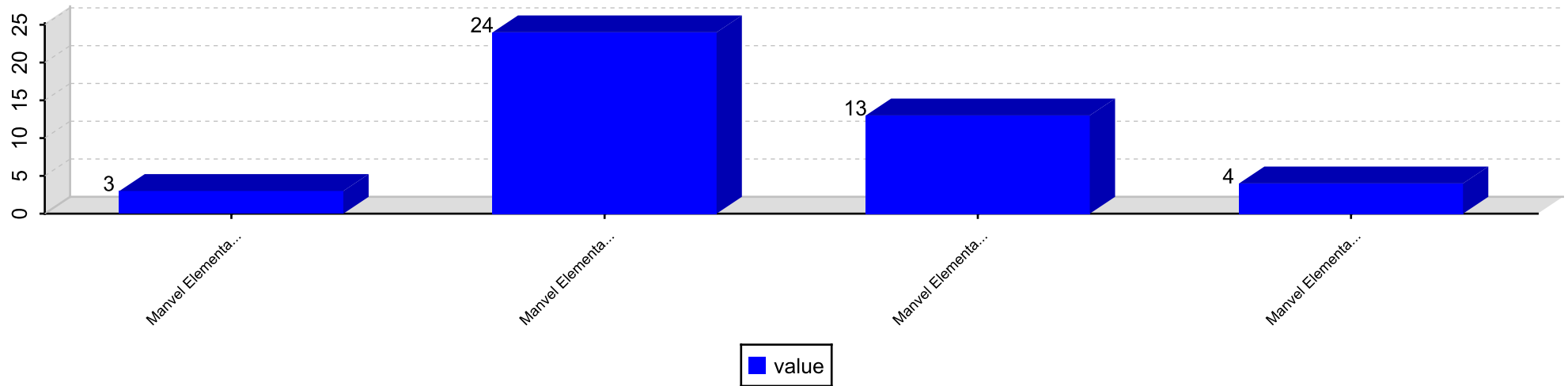
Question 6. In my school, rules are applied equally to all students.

Overall Responses By Question

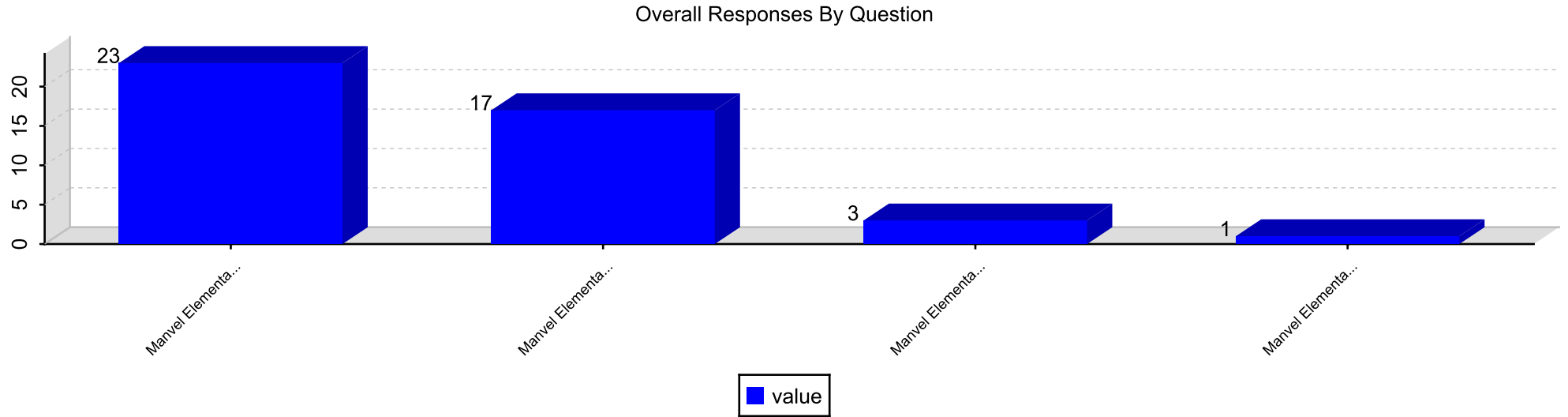


Question 7. In my school, students treat adults with respect.

Overall Responses By Question



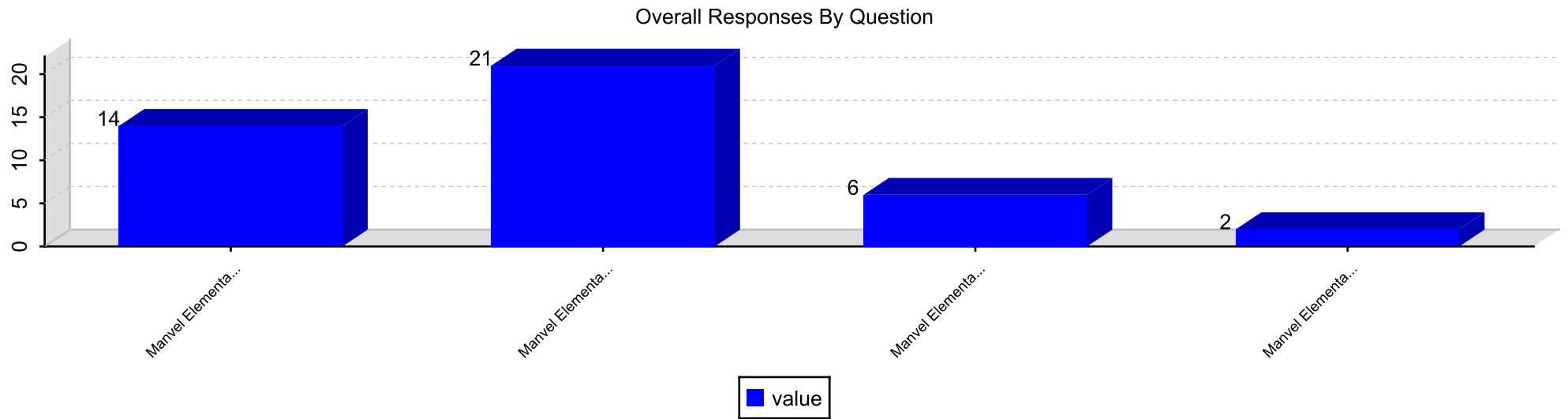
Question 8. In my school, the principal and teachers have high expectations of me.



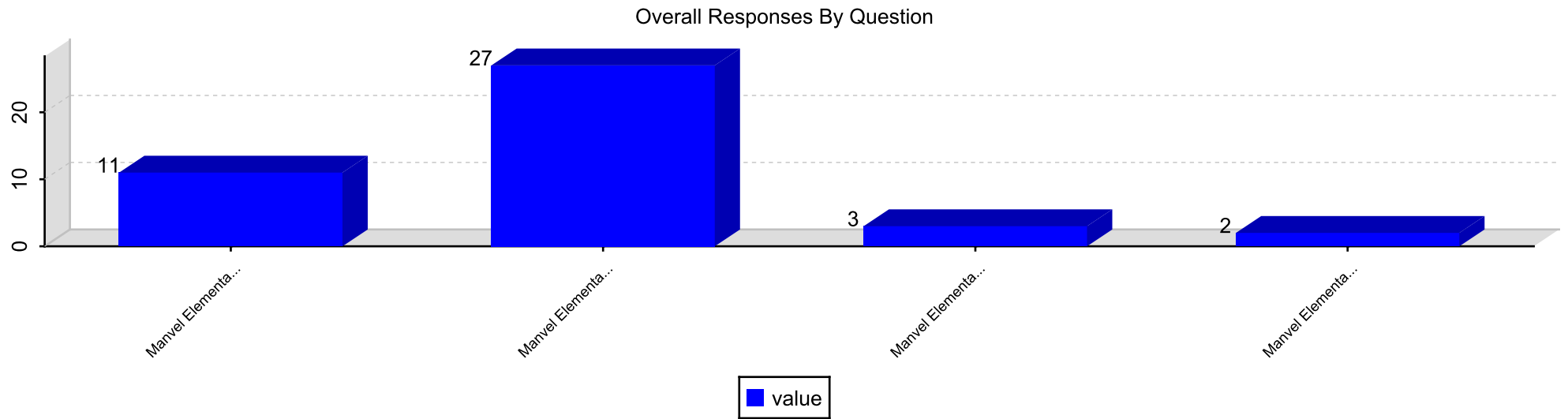
Section: Teaching and Assessing for Learning

### Responses By Question

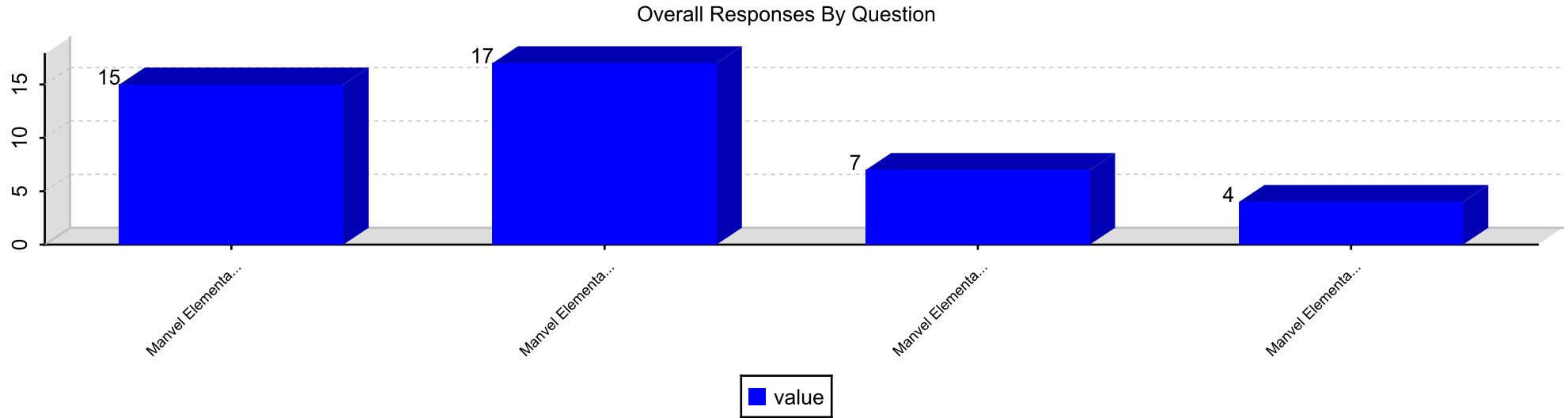
Question 9. My school gives me multiple assessments to check my understanding of what was taught.



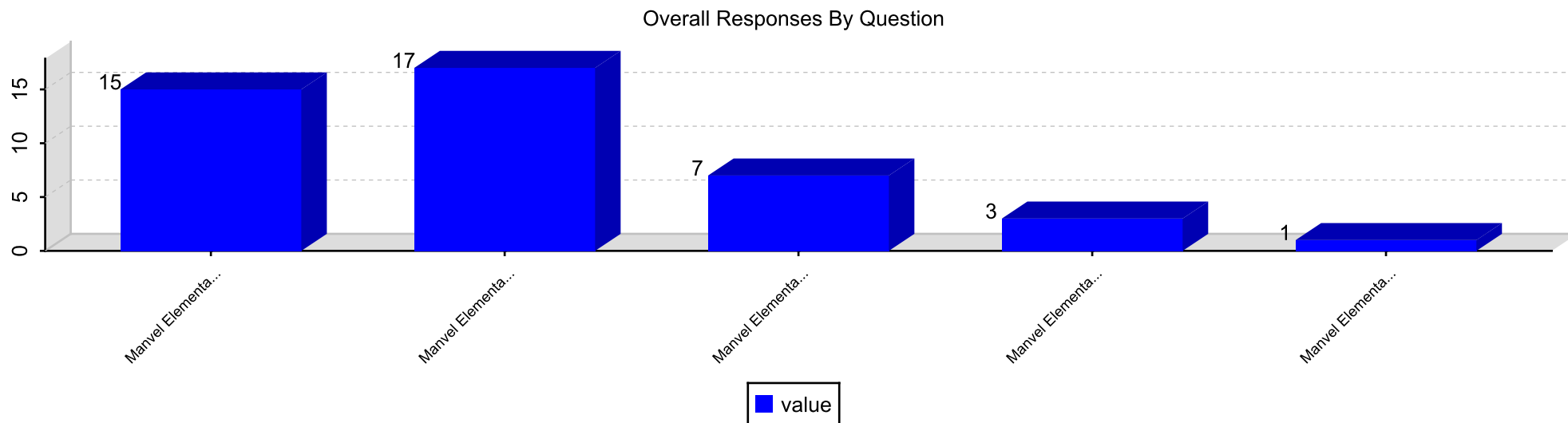
Question 10. My school provides me with challenging curriculum and learning experiences.



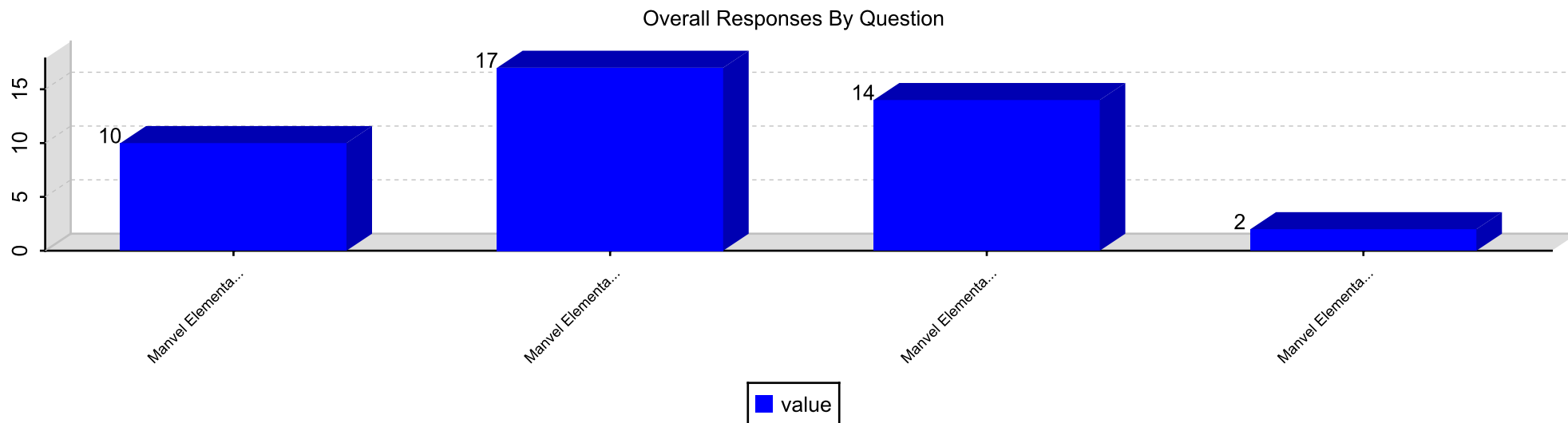
Question 11. My school prepares me to deal with issues I may face in the future.



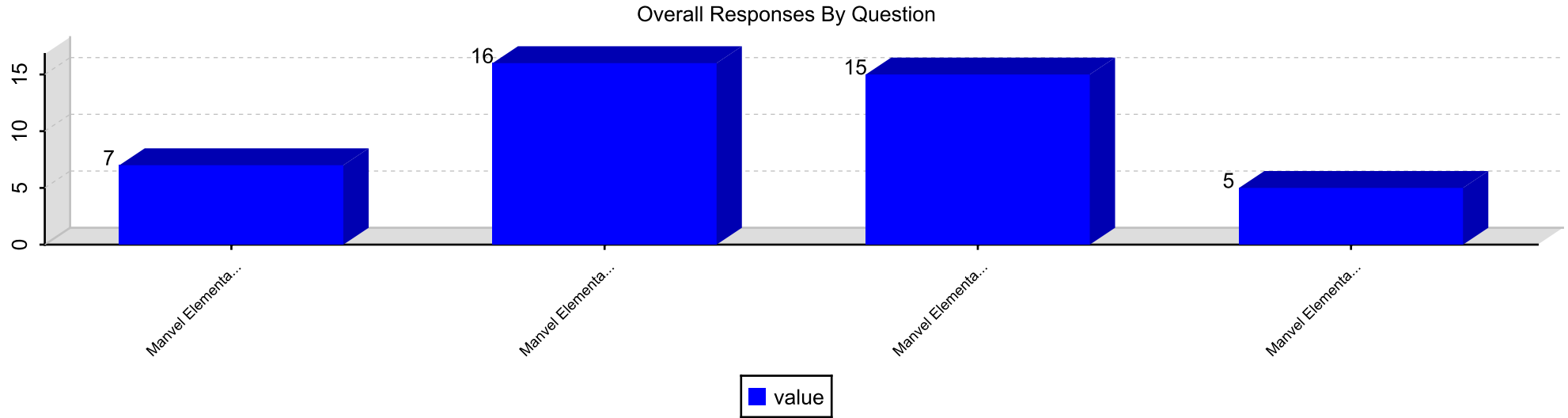
Question 12. My school motivates me to learn new things.



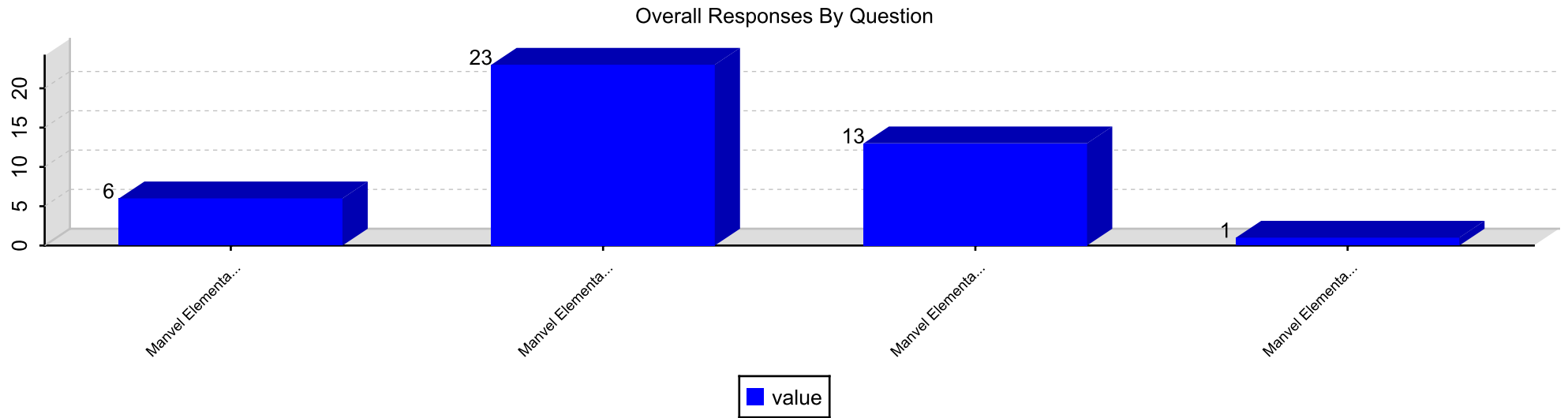
Question 13. My school offers opportunities for my family to become involved in school activities and my learning.



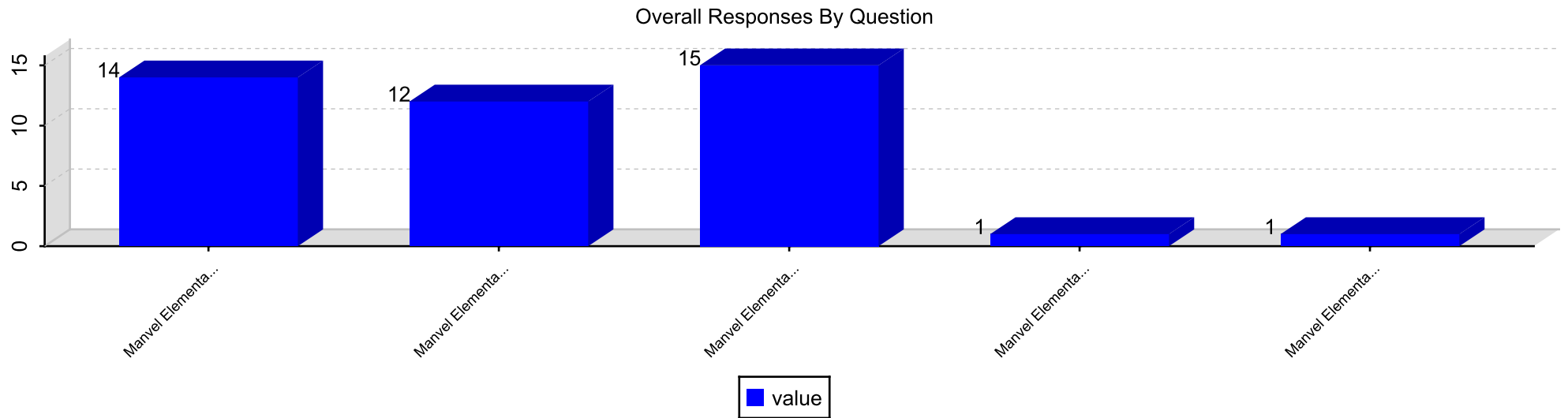
Question 14. My school makes sure there is at least one adult who knows me well and shows interest in my education and future.



Question 15. My school provides learning services for me according to my needs.

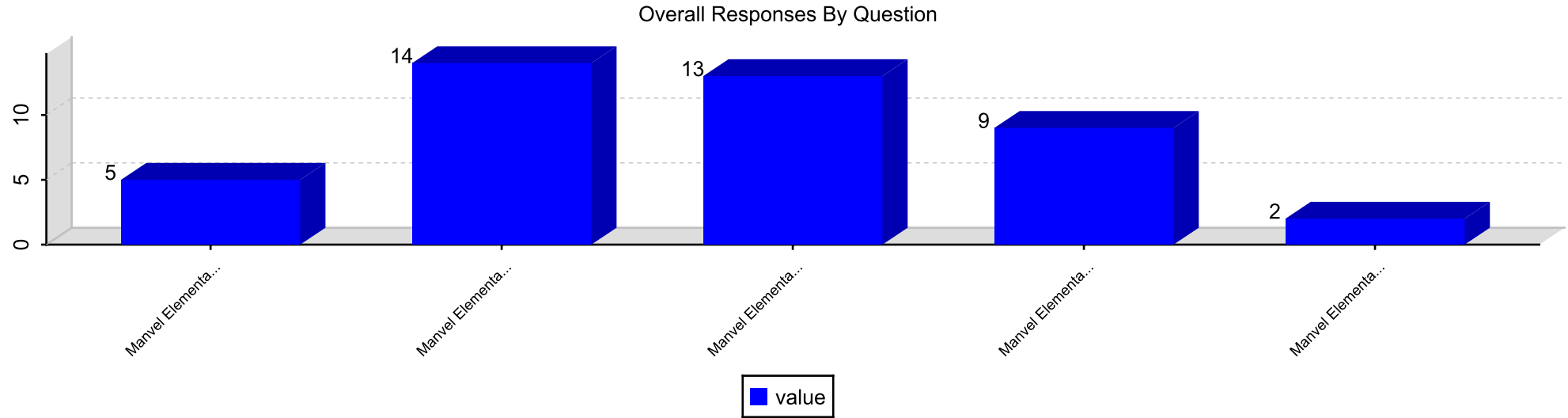


Question 16. All of my teachers use a variety of teaching methods and learning activities to help me develop the skills I will need to succeed.

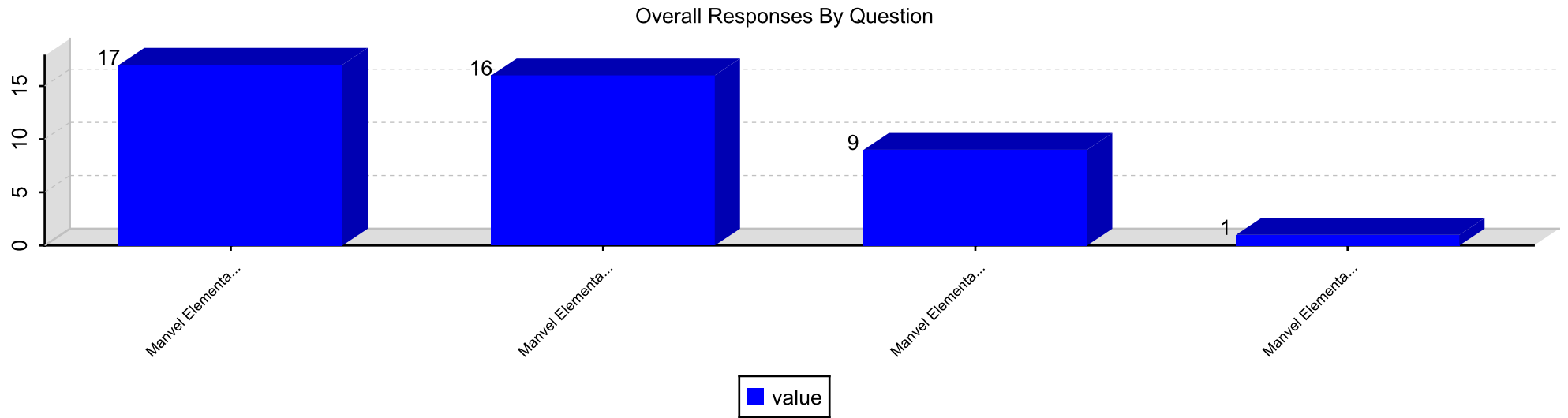




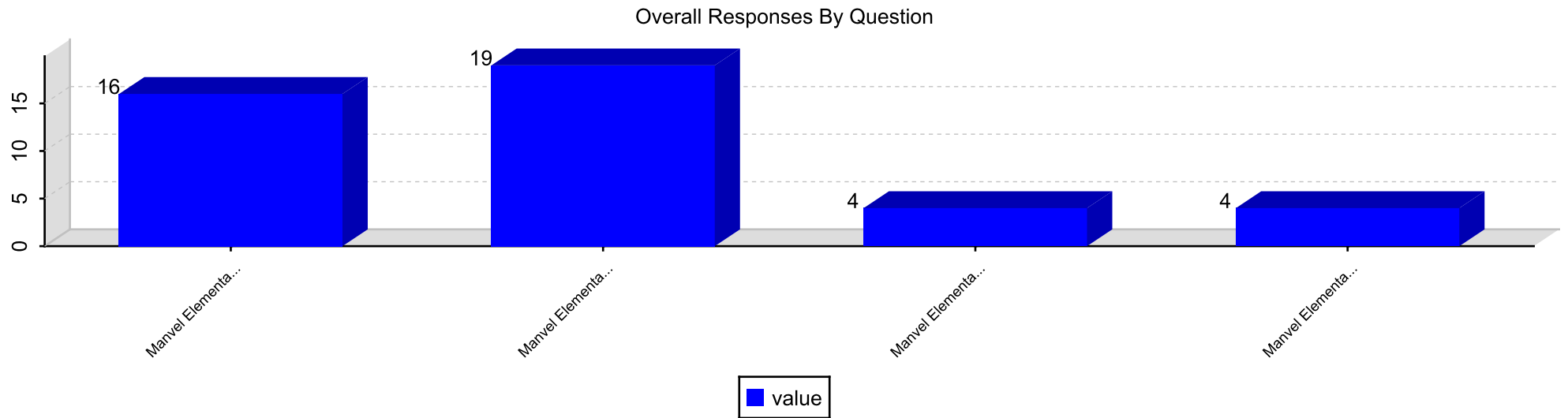
Question 17. All of my teachers change their teaching to meet my learning needs.



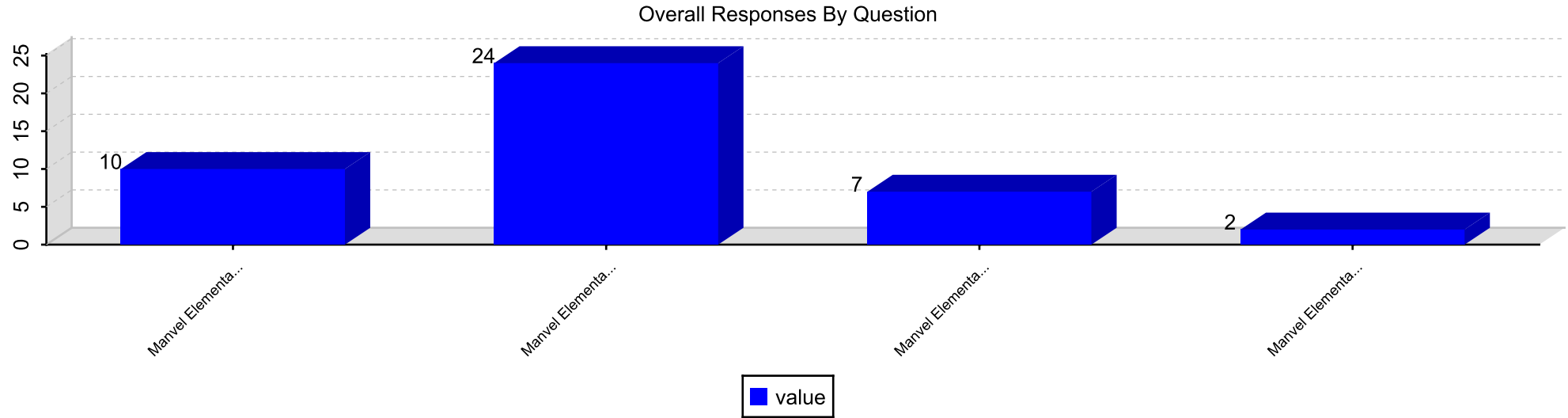
Question 18. All of my teachers explain their expectations for learning and behavior so I can be successful.



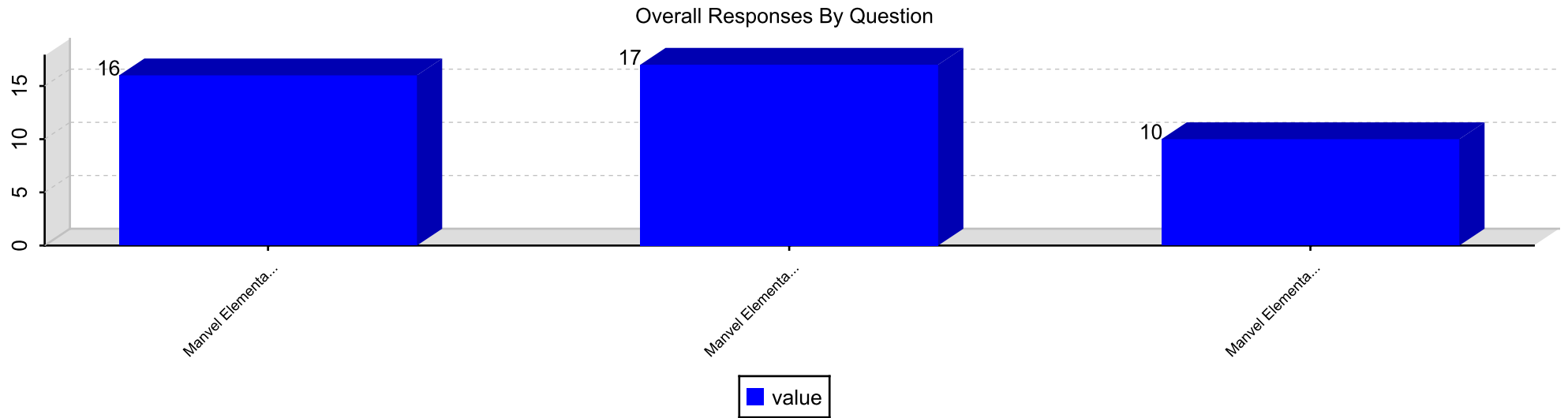
Question 19. All of my teachers use tests, projects, presentations, and portfolios to check my understanding of what was taught.



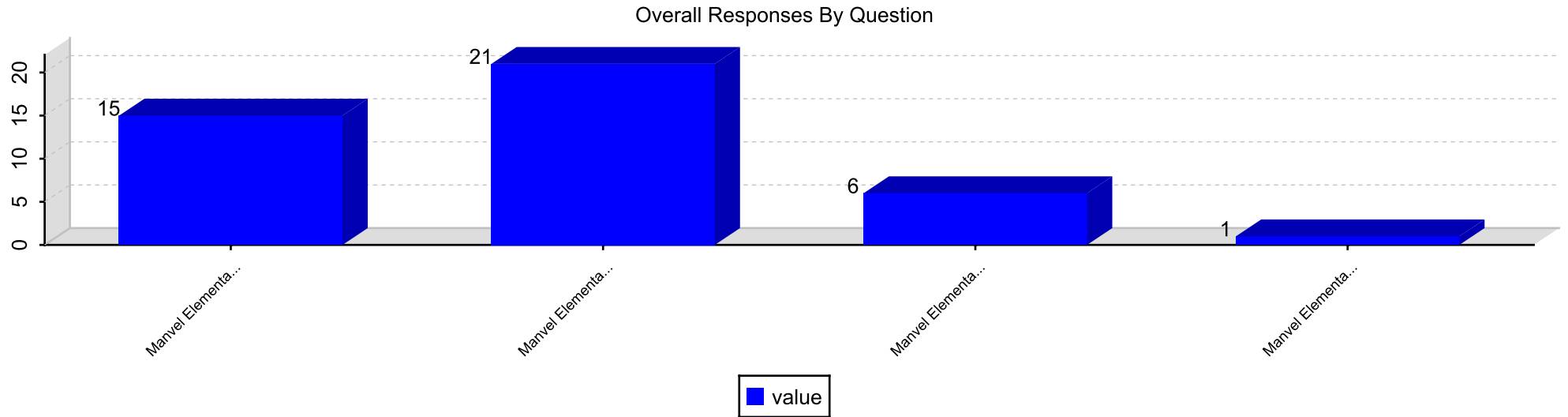
Question 20. All of my teachers provide me with information about my learning and grades.



Question 21. All of my teachers keep my family informed of my academic progress.



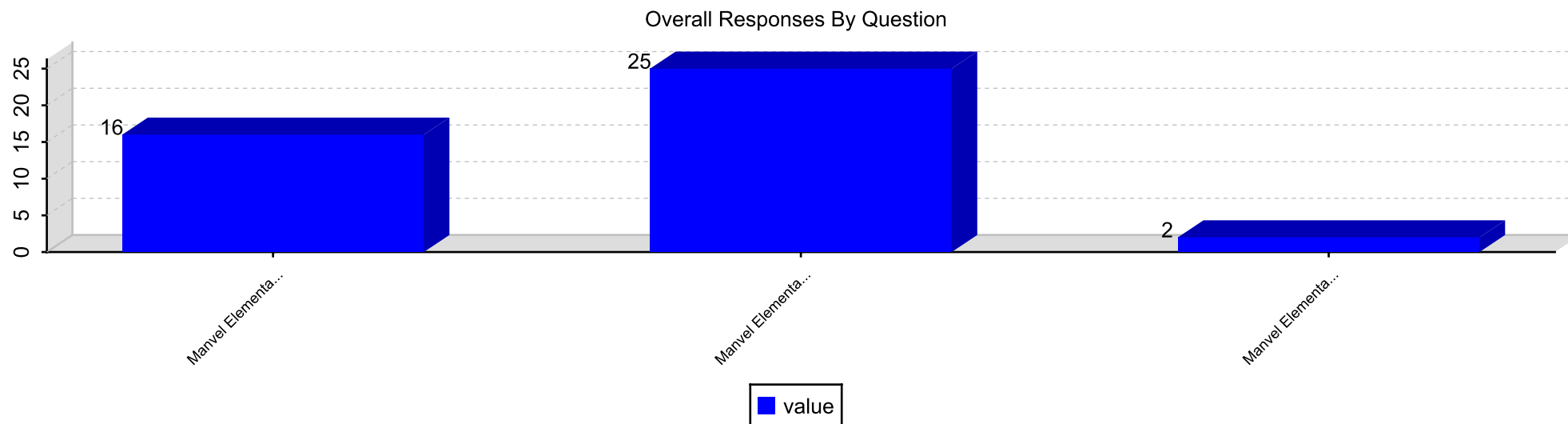
Question 22. All of my teachers fairly grade and evaluate my work.



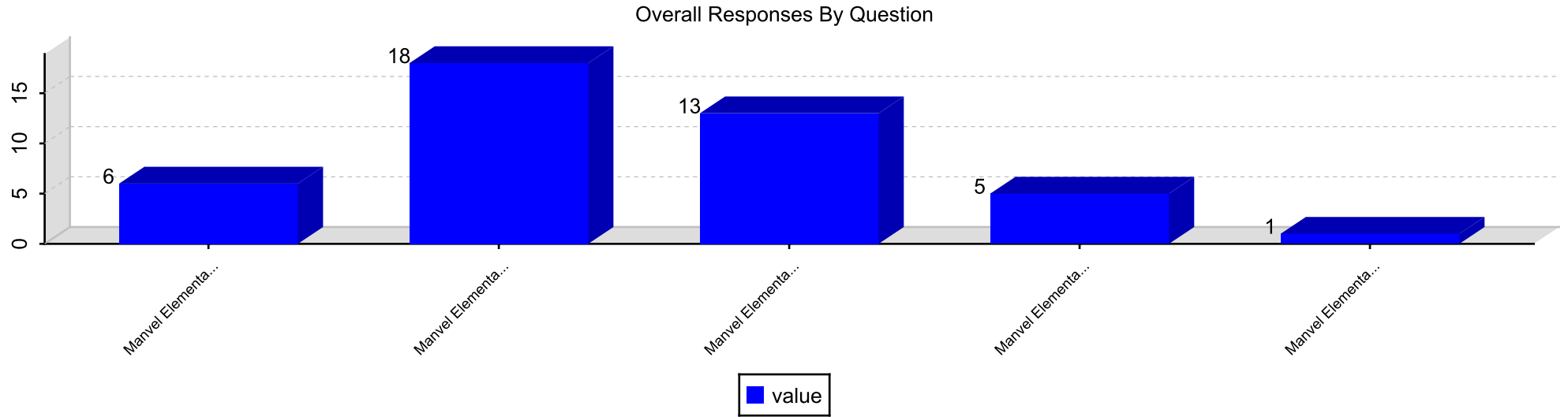
Section: Resources and Support Systems

Responses By Question

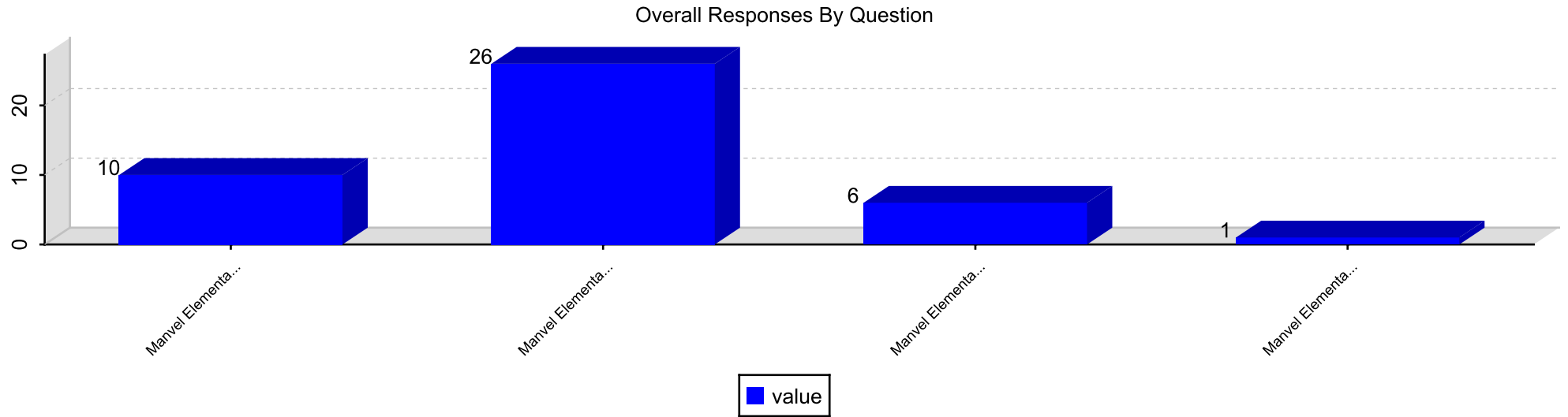
Question 23. In my school, the building and grounds are safe, clean, and provide a healthy place for learning.



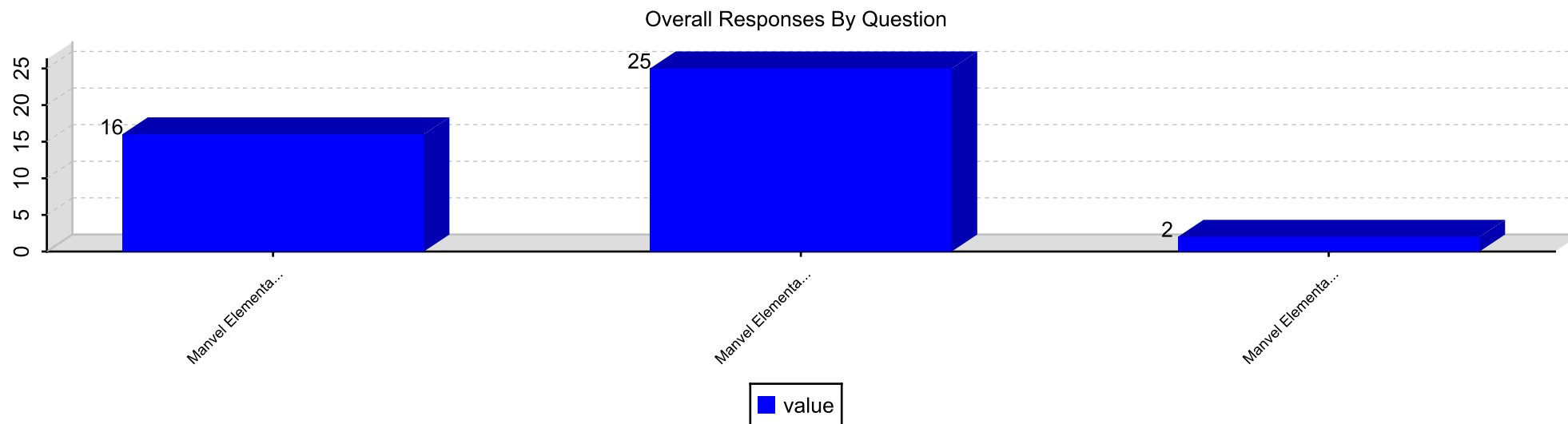
Question 24. In my school, students respect the property of others.



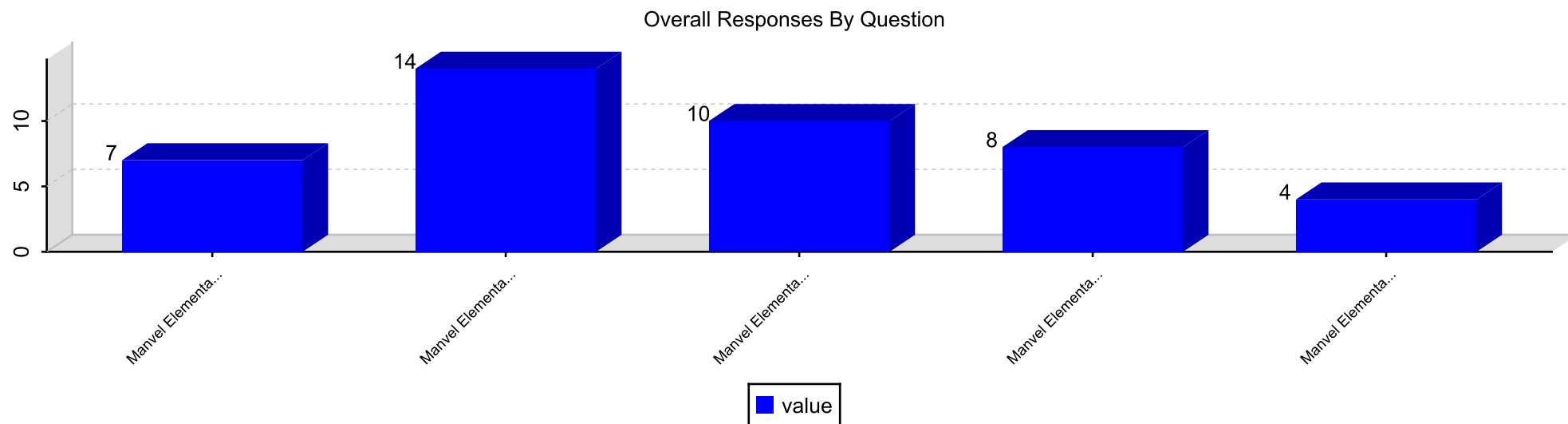
Question 25. In my school, a variety of resources are available to help me succeed (e.g., teaching staff, technology, media center).



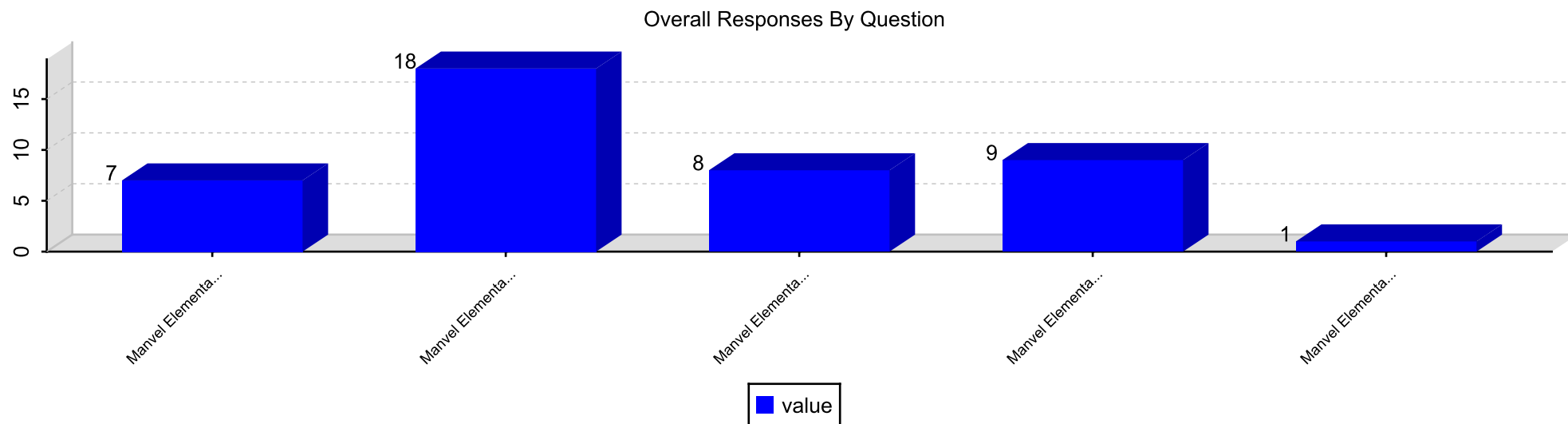
Question 26. In my school, computers are up-to-date and used by teachers to help me learn.



Question 27. In my school, students help each other even if they are not friends.

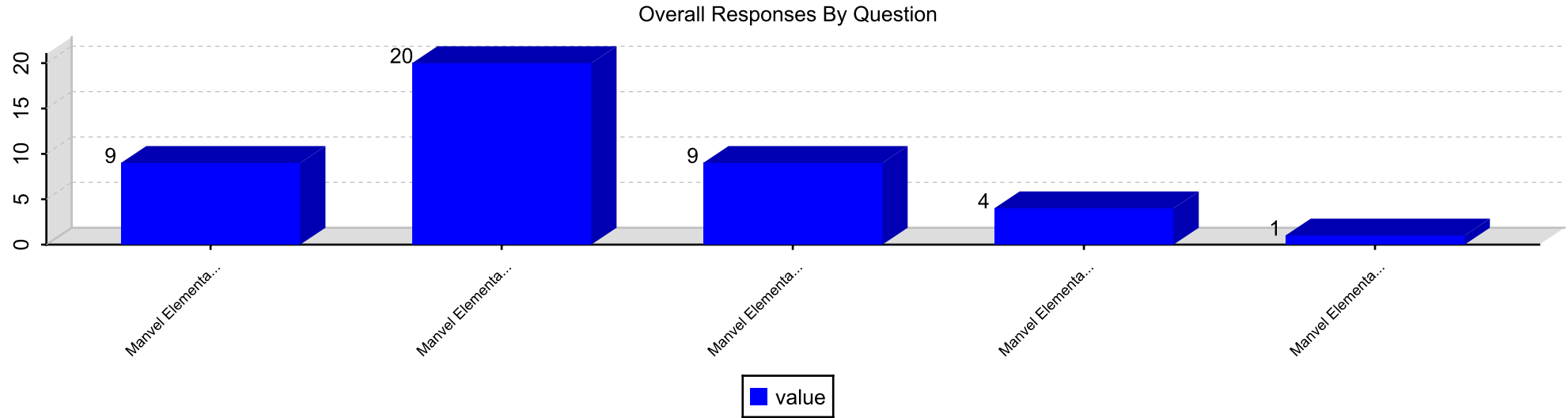


Question 28. In my school, I can participate in activities that interest me.





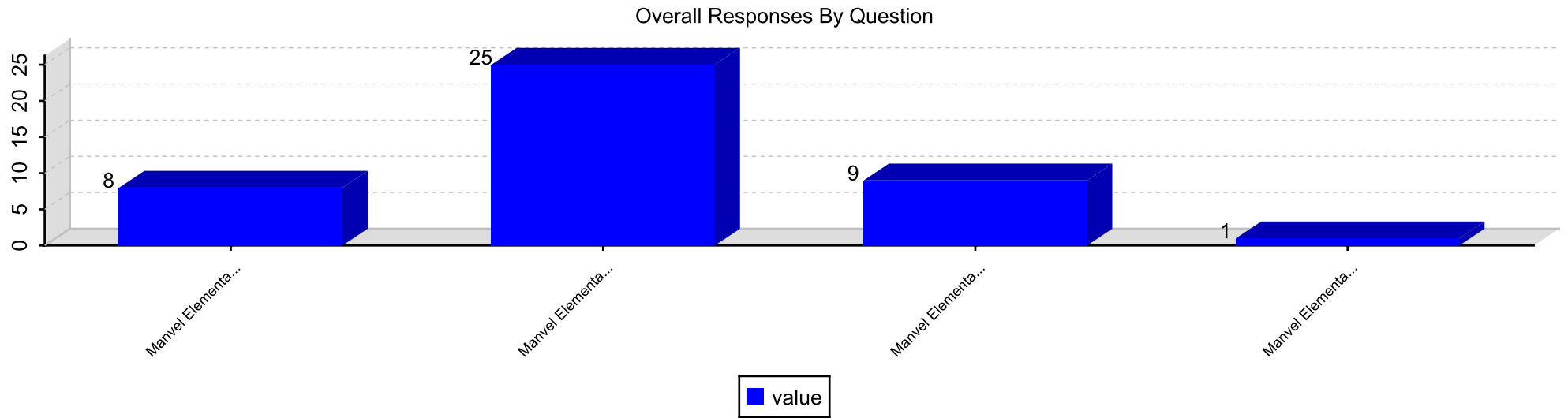
Question 29. In my school, I have access to counseling, career planning, and other programs to help me in school.



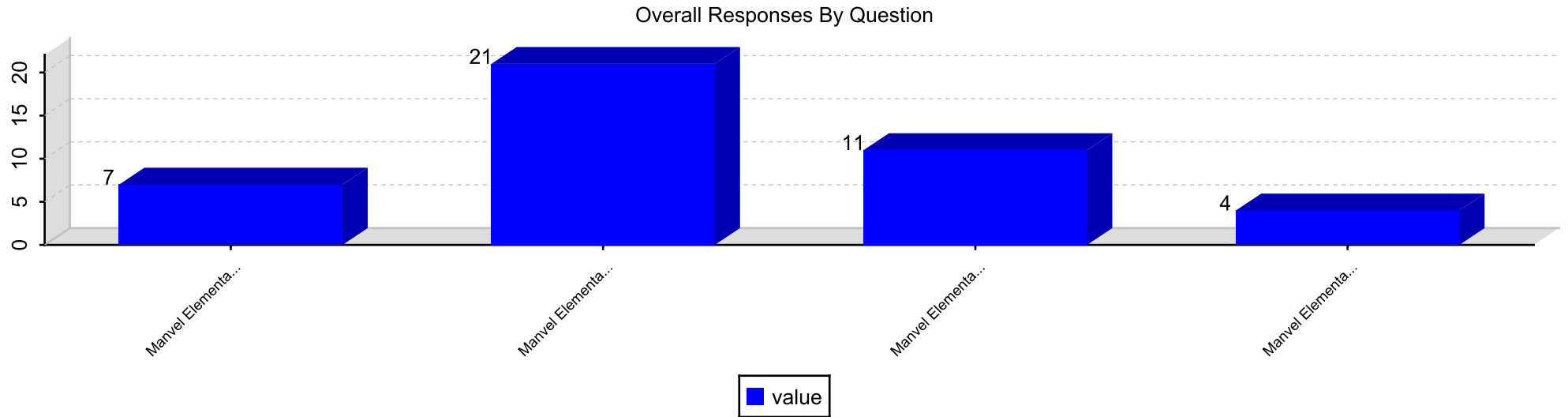
Section: Using Results for Continuous Improvement

### Responses By Question

Question 30. My school shares information about school success with my family and community members.



Question 31. My school considers students' opinions when planning ways to improve the school.



Question 32. My school prepares me for success in the next school year.

